


- 
- [About »](#)
- [Guest Write](#)
- [Get Featured »](#)
- [Submit a Tip »](#)
- [FREE Tools and Ecourses](#)
- [PRO](#)
- [Handmadeology Market](#)

- [Posts](#)


handmadeology

the science of handmade

[Handmadeology](#) The Science Of Handmade



- [Etsy Tips](#)
- [Photography Tips](#)
- [Crafty Ideas](#)
- [Gift Ideas](#)
- [Handmadeology Market](#)

Creating a White Background Inside a Cardboard Box

 19. May, 2012  [30 Comments](#)

[Like](#) 440 people like this. Be the first of your friends.

[Pin it](#) 941

Creating a White Background Inside a Cardboard Box




I covered the inside of cardboard box with white foam core to create an even white background. Here is a step by step showing how to do it.



Choose a box that it's height about five times taller than the object you want to photograph. Remove the top flaps and two of the sides.




Cut three pieces of white foam core to fit the panels of the box. You can use any other white material as long as it is rigid and stays flat.




Tape the pieces of foam core board to the box.



In the inside the three pieces should fit seamlessly.




The light will come in through the window, reflect back off the white walls of the box like pool balls and give a light that is even and soft.



Put the box near a window. Try turning it around until you find the spot where the light falls on the inside as even as you can get it.



The three panels will never look exactly the same – which is a really good thing because if they did the picture would look flat. A little imperfection can give a photograph character.



We are ready to go!

Experiment photographing in different areas inside the box and turning the box around to change the light.



You may also try photographing close to the corner so as to create the feeling of being some place.



Next week we'll take a picture of silver jewelry by my kitchen window.

I am an advertising photographer living in NYC. My pictures help large companies sell more and to keep their brands looking fresh. I am also the founder of [Via U!](#), an online studio dedicated to assisting artists selling in Etsy increase their sales too.

Looking for more photography help?

[Studio Quality Product Photography With a \\$12 Set Up](#)

[Simple Photography Setup](#)

[The 5 Cs of Product Photography](#)

[5 iphone photography apps worth downloading](#)